



**ROCHESTER  
GAUGES, INC.**

## *Press Fit Spiral Gauges*

8681

ISO 9001:2008 CERTIFIED

### **Application**

The 8681 Junior Top Mount Model "Press Fit" Spiral Gauge is designed for use in measuring liquid levels in gasoline, diesel fuel, hydraulic and lubricating oils where space restrictions prevent the use of a swing-arm style mechanical gauge. It is ideal for Lawn & Garden and Recreational Vehicle applications.

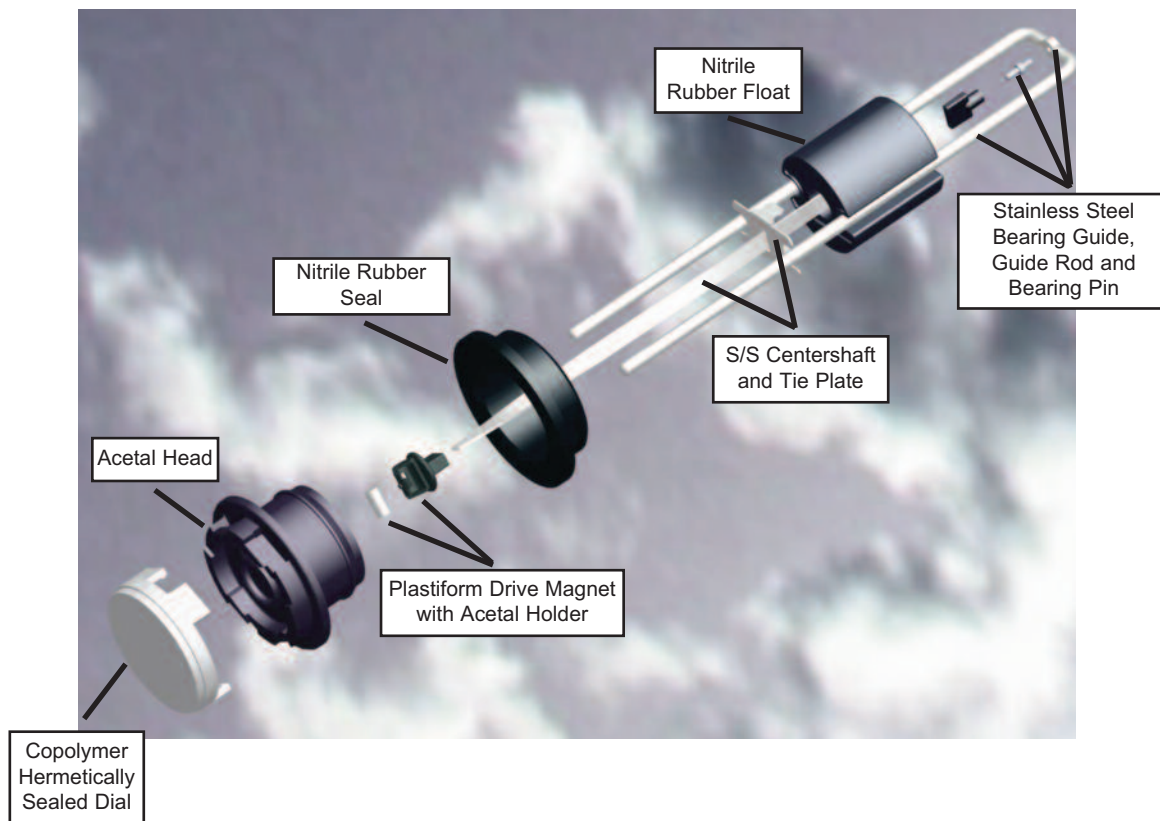
### **General Information & Features**

- Field Replaceable Snap-On Fractional Dial
- Solid Construction Head, No-Leakage Path to Dial



The "Press Fit" mounting of the 8681 Spiral Gauge allows a 360 degree orientation of the dial for ease in fuel level monitoring. The "Press Fit" mounting contributes to the gauges adaptability for use in restricted areas.

The 8681 "Press Fit" Spiral Gauge is designed for top mounting utilizing a Nitrile rubber seal (included with the gauge), an easy to read fractional dial, and is available in lengths from 6 to 20 inches.



**Press Fit Spiral Gauges**

05/26/09

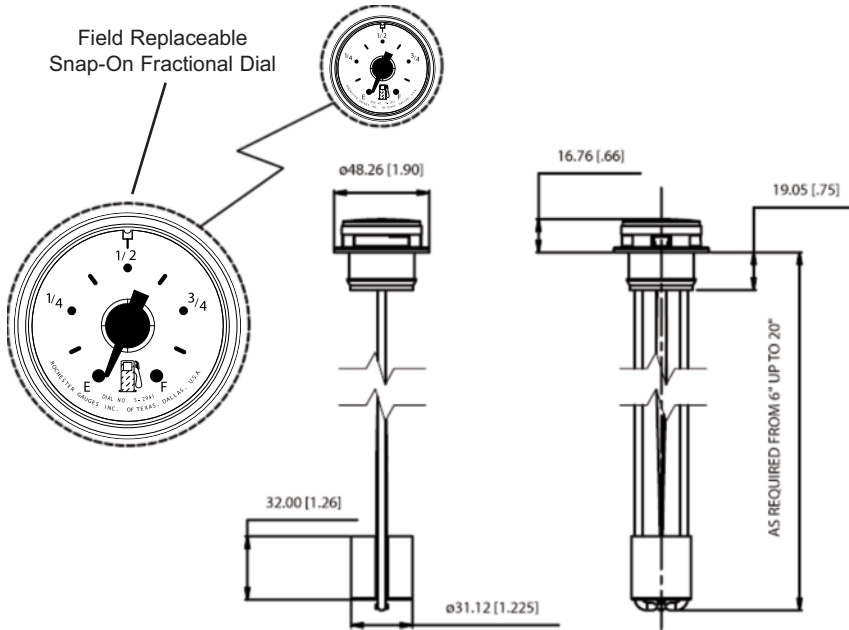
See reverse side for dimensional data, materials of construction, performance, and advice on how to order.

*The Measure of Excellence*

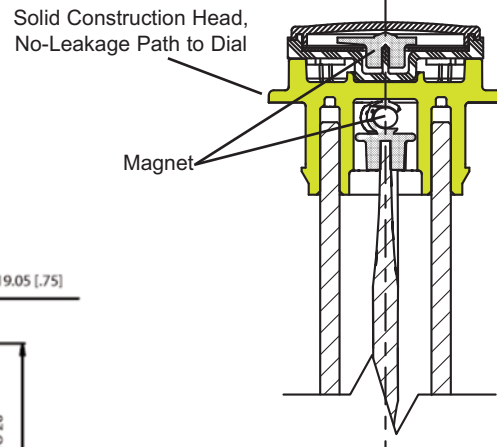
**8681**

# Press Fit Spiral Gauges

## Gauge Mounting Dimensions



## View of Magnetic Coupling



The Rochester magnetic liquid level gauge operates simply by means of a float actuating a powerful magnet inside the container which in turn provides an invisible “magnetic coupling”, through a solid head, with the magnet on the pointer in the dial chamber. Thus the gauge head completely seals off the liquid in the container so the dial may be removed and replaced quickly anytime without loss of liquid.

## General Specifications\*

### Mounting

Designed for “Press Fit” top-mounting only.  
Recommended hole size: 1.486” ± 0.020” (37.75mm ± 0.50mm).  
Tank Thickness: 0.157” - 0.394” (4.00mm - 10.00mm)

### Repeatability

Repeatability depends on proper gauge sizing & tank configuration. Normally, direct read dials are ±7%.

### Temperature

Standard operating range is -40°F to 158°F, -40C to 70C.

### Shock & Vibration

Suitable for mobile and off-road light duty applications.

### Tank Pressure

0 to 6 psig [0 - 0.4 Bar] maximum.

### Tank Opening Details

See MS-520.

## When ordering, specify:

1. Gauge model number.
2. Tank height.
3. Riser height, if any.
4. Optional Viton Seal.

## Materials of Construction\*

### Head

Acetal.

### Seal

Nitrile Rubber (Optional Viton Seal).

### Guide Rod

Stainless steel.

### Centershaft

Stainless steel.

### Tie Plate

Stainless steel.

### Guide & Bearing Pin

Stainless steel.

### Float

Nitrile Rubber.

### Drive Magnet

Plastiform.

### Standard Dial

Copolymer, hermetically sealed.

\* Materials and specifications are subject to change without notice.  
Pressure ratings subject to change due to temperature and other environmental considerations.

05/26/09