



**ROCHESTER  
GAUGES, INC.**

ISO 9001:2008 CERTIFIED

## *Magnetic Liquid-Level Gauges*

**8600  
Series**

**Magnetic Liquid-Level Gauges**

### **Application**


The 8600 Series Senior™ spiral gauges are designed for use in measuring liquid levels in hydraulic, lubricating or fuel-oil storage tanks, and gasoline and diesel fuel levels in stationary, standby and mobile generators. The 8600 Series is not recommended for off-road equipment.

### **General Information & Features**

The 8640 spiral gauge incorporates a strong Alnico magnet capable of driving a TwinSite™ sender which provides a direct, fractional reading and also sends an electrical signal to a remote receiver.

The 8660 spiral gauge is supplied with an easy to read, side-view fractional dial. The model 8680 spiral gauge is equipped with a standard top reading fractional dial.

All 8600 Series spiral gauges have a 1 ½" MNPT tank connection and are suitable for tank pressures up to 25 psig maximum. They are designed for top mounting in tanks up to 36" deep and some models are UL listed for flammable liquids.



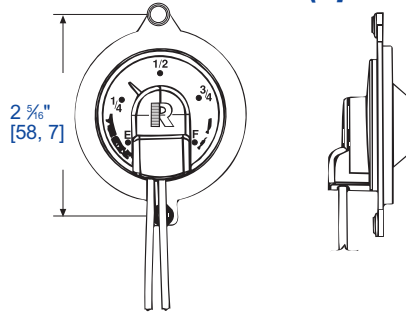
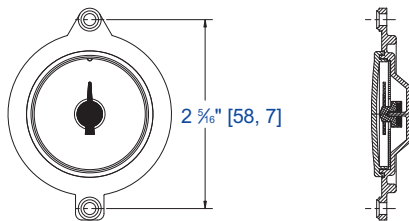
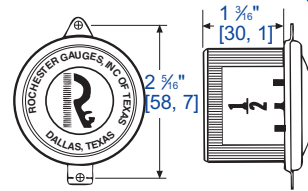
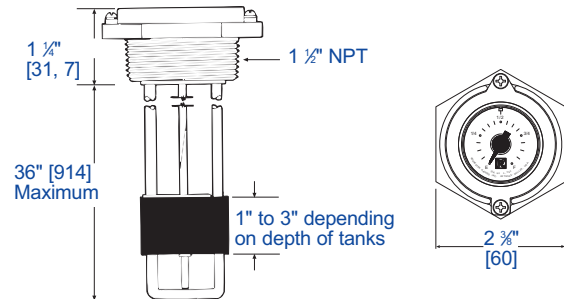
<b>Model #</b>	<b>Sender or Dial Type</b>
8640	Senior TwinSite™ Sender in choice of 0-30, 0-90, or 240-30 Ohm ranges. Specify your preference when ordering.
8660	#5025S00570 Senior™ side-reading fractional dial.
8680	#5844S01793 Senior™ direct-reading fractional dial.

01/29/10

See reverse side for dimensional data, materials of construction, performance, and advice on how to order.

*The Measure of Excellence*

[METRIC]

**Senior TwinSite™ Sender (Specify ohm range)****Senior Dial****Senior Side-Reading Dial****Standard Construction****General Specifications\*****Mounting**

Designed for top-mounting only.

**Repeatability**

Repeatability depends on proper gauge sizing & tank configuration. Normally, standard dials are  $\pm 7\%$ ; side-reading dials are  $\pm 8\%$ ; & TwinSite® senders are  $\pm 12\%$ . Vibration improves repeatability.

**Temperature**

Standard operating range is  $-40^{\circ}\text{F}$  to  $158^{\circ}\text{F}$ ,  $-40\text{C}$  to  $70\text{C}$ .

**Humidity**

Exposed portion should be painted for marine applications, less dial.

**Shock**

Shorter sizes are suitable for some mobile, off-road application.

**Vibration**

Shorter sizes are suitable for some mobile, off-road application.

**Power**

0.5 watts maximum for TwinSite® versions.

**Tank Pressure**

0 to 25 psig [0 - 1, 7 Bar] maximum.

**Approval**

Direct indicating gauge. Available UL listed for flammable liquids. Some models UL recognized for marine service.

**Materials of Construction\*****Head**

Die-cast zinc.

**Guide Rod**

Zinc-plated steel; brass optional at extra cost.

**Centershaft**

Brass.

**Tie Plate, Guide & Bearing Pin**

Stainless steel.

**Float**

Nitrile rubber.

**Drive Magnet**

Alnico.

**Standard Dial**

Polycarbonate, hermetically sealed.

**Side-View Dial**

Aluminum with polycarbonate crystal, hermetically sealed.

**TwinSite™ Sender**

Polyamide.

\* Materials and specifications are subject to change without notice.

Pressure ratings subject to change due to temperature and other environmental considerations.

**When ordering, specify:**

1. Gauge model number.
2. Tank height.
3. Ohm range on TwinSite® versions.
4. Riser height, if any.
5. Any special requirements.

01/29/10